

LUXARO

TILES | BATHWARE | ADHESIVE | APPLIANCES



CATALOGUE

YOU CHOOSE TILES WE HOLD THEM FOREVER

SFC INFRAMATE PVT. LTD.

Table of Contents

1. About Us, Company Mission, Vision, Production & Logistics	04
2. Water Retention Technology	05
3. How to apply tile Adhesive	06
4. Luxaro Tile Adhesives	7-9
• Luxaro Silver Wall & Floor Tile Adhesive	07
• Luxaro Gold Interior Wall & Floor Tile Adhesive	08
• Luxaro Platinum Exterior Elevation & Floor Tile Adhesive	09
5. Luxaro Selaent & Grout	11-14
• Luxaro Tile Grout & Admix	11
• Luxaro Epoxy Grout	12
• Luxaro Build Sparkle Epoxy Grout	13
• Luxaro Epoxy Grout (2 Component)	14
6. Luxaro Tile Cleaner	15

LUXARO



TRUST FOR YOUR TILES





About US

SFC INFRAMATE PVT. LTD. started operation in year 2024 under brand name Luxaro. Luxaro manufactures all types of tiles, tiles lying and tile cleaning products and its ready to use. Simply follow the instructions on the product packing and use for different types of floor, for example marble, cream tiles, vitrified tiles etc.

Mission

R&D :- Research and development ensure the high quality of our products. In order to maintain this standard SFC INFRAMATE PVT. LTD. employees work in our ultramodern laboratory. Alongside the quality control of our own products, we invest time and energy researching and monitoring consumer feedback regarding future developments and improvements. Planning guarantees short delivery times.

Vision

To be a trusted leader in construction solutions by delivering innovative, durable, and sustainable products that enhance the strength, beauty, and longevity of every surface. We aim to set new benchmarks in quality, safety, and customer satisfaction in the adhesives and surface care industry.

Production

Computer-based production and packaging systems guarantee consistent product quality.

Logistics

Our state of the art PPS-controlled system handles the entire process from production through warehousing and order processing. Our logistics and central "customer network" management



Water Retention Technology

Traditionally tiles have been installed by using cement and sand slurry. However, this method has its inherent problems. First Cement curing is an exothermic reaction so it needs water to keep it cool which is practically not possible under the laid tiles. Second point cement shrinks after drying it leave hollow spaces below the tile surface. These are weak spots in a floor and any impact will result in tile chipping or cracking or on wall application this shrinkage may result in to fall of tiles. For a durable and trouble-free installation of tiles, adhesives are the right solution.

LUXARO tile Adhesives are a factory-made specially formulated dry powder, fortified with water retention polymer that when mixed with water or latex additive it absorbs water and becomes gelatinous to form a consistent paste for problem-free tile installation. This gelatinous form of water keeps the cement cool until it gets cure.

LUXARO tile Adhesives also contain polymers which when mixed with water form a glue-like substance that forms a film over the spread mortar and help the tile and substrate to have an excellent bonding whereas The mixture of cement dries and shrinks. This creates a void underneath the tiles after tile installation is done. This results in poor bonding between the tile and cement and also generates an aesthetic problem by allowing fragile area to develop cracks with time. In the market, there are innumerable types of Tile-Adhesives that vary in composition & quality due to their ingredients and process of manufacture. LUXARO tile adhesives have different Tile-Adhesives after extensive R&D, the reason why we are superior in quality and performance.

LUXARO tile adhesives have a large range to offer because one type of adhesive is not suitable for every type of tile and stone. Choose a specific variant of LUXARO tile adhesive for various types of tile or stone



HOW TO APPLY TILE ADHESIVE

Application (Substrate Preparation):

The substrate should be stable - sufficiently sound, resistant to deformation, free from materials which would impair adhesion, stabilized. Even - maximum adhesive thickness is 10 mm, in case of larger irregularities use LUXARO Smart Plast. Clean - free from layers which can impair adhesion, especially dust, dirt, lime, oils, greases, wax, residues of oil and emulsion paints. The substrate coated with algae, fungi, etc. must be cleaned. Detailed guidelines concerning the substrate preparation, depending on its type, are available in the product sheet on www.theluxaro.com

Adhesive Preparation:

Pour the adhesive from the bag into a container with the suitable amount of water (see Technical Data for ratio) and mix, using a low speed mixer with a drill for mortars, until homogenous. The dispersed adhesive should be left to rest for 5 minutes and then remixed. So prepared adhesive should be used up within approx. 4 hours.

Adhesive application:

The adhesive should be applied onto the surface with a steel trowel and then distributed evenly and shaped (possibly in one direction) using a notched trowel. It is advisable to spread a thin adhesive coat first and then apply the coat of desired thickness and shape it with a notched trowel. It is recommended to lead a notched trowel in one direction. On walls, it's recommended to shape the adhesive in vertical direction.

Installing the tiles:

After the application, the adhesive retains its properties for approx. 30 minutes (in temperature approx. 23 °C and 55% humidity). Within this time, the tile must be placed and pressed well (the contact surface between the adhesive and the tile should be uniform and as large as possible - min. 2/3 of tile surface). Remove the excess of the adhesive pressed into the joints immediately. In case of floor tiles or tiling outdoors it is advisable to keep the full bonding surface (use the mixed method consisting in application of the adhesive on the substrate and the back of a tile, if needed). Keep the joint width appropriate for the tile size and operation conditions

Tile adjustment:

The position of a tile can be adjusted with delicate moves along the bonding plane. It can be done within approximately 10 minutes since the tile is pressed (in temperature approx. 23 °C and 55 % humidity).

Grouting and cladding use:

Foot traffic and grouting with Luxaro GROUT, Luxaro EPOXY GROUT can start after approx. 24 hours since the tiles fixing. The mortar reaches the operational strength after 3 days (check the Technical Data). Expansion joints, joints along the wall corners, at sanitary equipment, etc. should be filled with sanitary silicone

Important Additional Information:

The tiles must not be soaked before fixing. When determining the adhesive thickness under the cladding, one should consider the geometric deviation of tiles shape, e.g. plane warpage. When fixing the tiles on weak substrates which bearing capacity is difficult to establish (e.g. dusty, difficult to clean), it is recommended to perform an adhesion test by fixing a tile and checking the bond after 48 hours. Open time from the moment of application of the adhesive to the moment of placing the tiles upon it is limited. In order to check if it is still possible to fix tiles, performing a test is recommended. It consists in pressing your fingers against the adhesive. If the adhesive remains on the fingers, you may fix the tiles. If the fingers are clean, the old layer of the adhesive has to be removed and a new one applied. The tools must be cleaned with clean water directly after use. Difficult to remove residues of the set adhesive can be removed with the removing agent. Contains cement. May cause respiratory irritation. Causes skin irritation. Causes serious eye damage. May cause an allergic skin reaction. Keep out of reach of children. Avoid breathing dust. Wear protective gloves/protective clothing/eye protection/face protection. IF ON SKIN (or hair): Remove/Take off immediately all contaminated clothing. Rinse skin with water /shower. If skin irritation or a rash occurs: Get medical advice/attention. IF IN EYES: Rinse cautiously with water for several minutes. Remove contact lenses if present and easy to do continue rinsing. Follow the instructions of the Safety Data Sheet. The adhesive must be transported and stored in tightly sealed bags, in dry conditions (most preferably on pallets). Protect against humidity. Shelf life in conditions as specified is 12 months from the production date shown on the packaging (20 kg.)

The above information constitutes basic guidelines for the application of the product and does not release the user from the obligation of carrying out works according to engineering principles and OHS legislation

LUXARO SILVER

WALL AND FLOOR TILE ADHESIVE



Polymer Based
Technology



Strong
Bond



No Curing
Required



Economical



Easy to
use Just
add water



Product Description

LUXARO SILVER is manufactured as a dry mix of high quality cement binder aggregates and specially selected modifiers & Polymers. Owing to the improved formula the product offers wide range of layer thickness (2-10 mm), therefore enables thin coat installation of the tiles with water absorption between 10%-20%, also on uneven substrates, as well as mineral substrates leveling, reduced slip, therefore enables fixing the Tiles "Properly & Quickly", which helps to avoid cut-to-size tiles on exposed wall zones.

Use:

Luxaro Silver is a Type 1/ C1 grade adhesive designed for internal wall & floor applications for tiles with water absorption between 10% to 20% and Size up to 60x60 cm.

Category : TYPE 1/C1

Advantages:

- > For fixing ceramic tiles on interior floor & wall
- > Ideal for new floor tiling
- > Economical & easy to use
- > Single component - Just add water
- > Cement Mortar Beds
- > Cement Plaster, Brick Masonry, Cement Terrazzo

PARAMETERS	REQUIRED AS PER IS:15477-2019 (TYPE-1)	TEST VALUE OBTAINED
Tensile adhesion strength (min) Dry Condition @ 28 days	0.50 N/mm ²	0.58 N/mm ²
Shear adhesion strength (min) Dry Condition @ 28 days	1 N/mm ²	1.13 N/mm ²

PARAMETERS	RESULTS
Appearance	Grey/white
Bed Thickness	4-6mm
Mixing Ratio	6.5Ltr. water per 20kg
Mixing time	5-10 Min
Open Time	15 mins
Adjustment Time	20 mins
Pot Life	1.5 to 2 hrs
Bulk Density	1.4 gm/CC
Setting Time	24 hrs
Full Strength	28 Days

App Area	Interior
Surface	Cement and Plaster
Coverage	0.495 Kg/Sqft per 20Kg bag
Color	White/Grey
Pack Size	20 Kg

* All test conducted under laboratories controlled environmental conditions

LUXARO GOLD

INTERIOR WALL AND FLOOR TILE ADHESIVE



Polymer Based
Technology



Strong
Bond



No Curing
Required



Economical



Easy to
use Just
add water



Extended
Open
Time



Product Description

LUXARO GOLD is a polymer modified cement based tile adhesive specially designed for heavy duty application it's a dry mix of high quality cement binder aggregates and specially selected modifiers & Polymers. Owing to the improved formula the product offer wide range of layer thickness (2-10 mm), therefore enables thin coat installation of the tiles with water absorption between 0.5%-20%, also on uneven substrates, as well as mineral substrates leveling, reduced slip. This highly flexible adhesive also has an excellent water proofing ability.

Use:

Luxaro Gold is a Type 2 / C2 T grade adhesive Designed for internal wall & floor applications for tiles with water absorption between 0.5% to 20% and Size up to 60x120 cm.

Category : TYPE 2/C2T

Advantages:

- > For fixing ceramic & Vitrified tiles on interior floor & wall
- > Ideal for new floor tiling
- > Heavy duty & easy to use
- > Single component - Just add water
- > Cement Mortar Beds
- > Cement Plaster, Brick Masonry, Cement Terrazzo

PARAMETERS	REQUIRED AS PER IS:15477-2019 (TYPE-2)	TEST VALUE OBTAINED
Tensile adhesion strength (min) Dry Condition @ 28 days	1 N/mm ²	2.15 N/mm ²
Shear adhesion strength (min) Dry Condition @ 28 days	1.25 N/mm ²	2.59 N/mm ²
Slip Resistance 'T'	Not more than 0.5mm	0.39 mm

PARAMETERS	RESULTS
Appearance	Grey/white
Bed Thickness	4-6mm
Mixing Ratio	6.5Ltr. water per 20kg
Mixing time	5-10 Min
Open Time	15 mins
Adjustment Time	15 mins
Pot Life	1.5 to 2 hrs
Bulk Density	1.4 gm/CC
Setting Time	24 hrs
Full Strength	28 Days

App Area	Interior Wall & Floor
Surface	Cement and Plaster
Coverage	0.495 Kg/Sqft per 20Kg bag
Color	White/Grey
Pack Size	20 Kg

* All test conducted under laboratories controlled environmental conditions

LUXARO PLATINUM

EXTERIOR ELEVATION & FLOOR TILE ADHESIVE



Polymer Based
Technology



Strong
Bond



No Curing
Required



Economical



Easy to
use Just
add water



Extended
Open
Time



Product Description

LUXARO PLATINUM is a polymer modified cement based tile adhesive specially designed for exterior application of tiles and natural stone it's a dry mix of high quality cement binder aggregates and specially selected modifiers & Polymers. Owing to the improved formula the product offers wide range of layer thickness (2-10 mm), therefore enables thin coat installation of the tiles with water absorption between 0.5%-20%, also on uneven substrates, as well as mineral substrates levelling, reduced slip, This highly flexible adhesive also has an excellent water proofing ability.

Use:

Luxaro Platinum is a Type 3/ C2 S2 grade adhesive Designed for Exterior wall & floor applications for tiles with water absorption between 0.5% to 20 % and Size up to 80x160 CM

Category : TYPE 3/C2S2

Advantages:

- > For fixing ceramic & Vitrified tiles on exterior floor & wall
- > Ideal for new floor tiling
- > Flexible & easy to use
- > Single component - Just add water
- > Cement Mortar Beds
- > Early tensile strength obtained

PARAMETERS	REQUIRED AS PER IS:15477-2019 (TYPE-3)	TEST VALUE OBTAINED
Tensile adhesion strength (min) Dry Condition @ 28 days	1.5 N/mm ²	2.59 N/mm ²
Shear adhesion strength (min) Dry Condition @ 28 days	1.5 N/mm ²	2.9 N/mm ²
Slip Resistance 'T'	Not more than 0.5mm	0.24 mm
Deformability '52'	≥5.0 mm	≥5.1 mm

* All test conducted under laboratories controlled environmental conditions

PARAMETERS	RESULTS
Appearance	Grey/white
Bed Thickness	4-6mm
Mixing Ratio	6.5Ltr. water per 20kg
Mixing time	5-10 Min
Open Time	15 mins
Adjustment Time	15 mins
Pot Life	1 to 1.5 hrs
Bulk Density	1.4 gm/CC
Setting Time	24 hrs
Full Strength	28 Days

App Area	Exterior Wall & Floor
Surface	Cement and Plaster
Coverage	0.495 Kg/Sqft per 20Kg bag
Color	White/Grey
Pack Size	20 Kg

LUXARO



**STRONG FOUNDATION
FOR A STRONG FUTURE**



**WHEN YOUR FLOOR 
MAKES A STATEMENT**



LUXARO

TILE GROUT



Product Description:

Luxaro Tile Grout is made of blended portland cement, graded aggregates, fortifiers and colour fast pigments. Just mix it with water to provide a tile joint that is strong, hard, durable & colourfast. It is designed for joint width 1mm to 3mm for non-absorbent & vitreous type tiles. For better performance fortified with Luxaro admix.

Advantages:

- > Mix with water, or for improved performance
- > fortify with Luxaro Admix
- > Easy application and clean up
- > Easy maintenance
- > Non-shrinking

Application:

For interior/exterior residential, commercial, hospitals, hotels and external facades

Coverage: (in Sq. Meter)

Varies with tile size and grout width.

Pack Size 1 Kg

LUXARO BUILD ADMIX

PRODUCT DESCRIPTION

Luxaro Build Admix is specially designed latex admix to be used with sanded & unsanded grout. Luxaro Build Admix when used in place of water provides a dense, colorfast grout ideal for all interior and exterior applications. It improves the performance of Portland cement grouts for all types of ceramic tile, brick, marble, natural stone installations

Application:

it should be mixed with Luxaro Tile Grout.



100 ML, 400 ML

Colour : 16 Colours

Shade Card



WHITE



BRIGHT YELLOW



PISTA



TERRACOTTA



IVORY



RUBY WHITE



MUSHROOM



BROWN



BEIGE



ALPINE BLUE



GREY



DARK BROWN



PINK



ULTRA BLUE



DARK GREY



BLACK



EPOXY GROUT

Product Description:

Luxaro epoxy grout is a stain free, colour-fast, chemical resistant, 100% solid Epoxy Grout for ceramic tile, vitrified tiles, marble and stone. It is ideally suited for residential and commercial installations where materials must resist physical abuse, shock and chemical attack.

For interior/exterior residential, commercial, hospitals, hotels and external facades.

Advantages:

- > Sag Resistant-will not sag when used in wide joints upto 12m
- > Chemical Resistant 100% solid epoxy resists many acids.
- > Highly waterproof
- > Stain Resistant
- > Alkalis and corrosive
- > Non-cracking or powdering
- > Uniform Colour resist bleaching
- > A unit consist of Part A (hardner)
- > Part B (resin) and Part C (filler powder)

Coverage:

- > Varies with tile size and grout width



Pack Size

1 Kg

Pack Size

5 Kg

Shade Card

JADE BLACK

COFFEE BROWN

COPPER BROWN

WOOD BROWN

MILKY WHITE

ELEGENT CREAMA

FROST GREY

SLATE GREY

ALPINE BLUE

PISTACHO

TERA RED



LUXARO

SPARKLE EPOXY GROUT

Product Description:

Luxaro sparkle epoxy Grout for Floor & Wall is an Epoxy Grout specifically designed to use aesthetics and performance. The glitter component is premixed with the filler which results in a consistent, uniform & highly aesthetically finished joints after application. It perfectly prevents stains, spillage, chemical attack in filled groove thickness of tiles & stones.

Application:

Designed especially for interior and covered exterior floor and wall joints of all types of tiles and natural stones. Recommended for residential facilities.

Advantages:

- > Good aesthetic appeal
- > High mechanical strength and hardness
- > Stain free
- > Easy to Install and Clean
- > Non-Cracking or powdering
- > Water cleanable when fresh

Packing:

- > A unit consist of Part A (hardner)
- > Part B (resin) and Part C (filler powder)

Coverage:

- > Varies with tile size and grout width



Pack Size

1 Kg


Pack Size

5 Kg

Special Sparkle Colours




Golden



Silver


Shade Card



SILKY GOLD



TERA RED GOLD



TERA RED SILVER



JADE BLACK GOLD




SILKY SILVER



ALPINE BLUE SILVER



COFFEE BROWN GOLD



JADE BLACK SILVER



WOOD BROWN SILVER



PISTACHO GOLD



COFFEE BROWN SILVER



LUXARO



Product Description:

Luxaro Epoxy is a two-component, epoxy resinbased product with silica sand and special components, with excellent resistance to acids and excellent cleanability. This is a product with very low emission of volatile organic compounds and is classified EMICODE EC1 R Plus by GEV when used for grouting

Advantages:

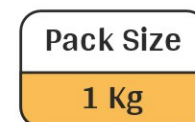
- > Excellent mechanical and chemical resistant
- > Becomes very hard and is highly resistant to heavy traffic.
- > No shrinkage, therefore absence of cracks and fissures.
- > Excellent bonding.
- > Non-Cracking and Powdering

Application:

For Interior/ Exterior residential, commercial, hospitals, hotels and external facades.

Coverage: (in Sq. Meter)

Varies with tile size and grout width



Shade Card



JADE BLACK



MILKY WHITE



ALPINE BLUE



COFFEE BROWN



ELEGANT CREAMA



PISTACHO



COPPER BROW



FROST GREY




TERA RED



WOOD BROWN



SLATE GREY



LUXARO TILE CLEANER

Product Description:

Luxaro tile cleaner is a fast acting acid based cleaner for regular cleaning of dirt, dust and all type of stains on tiles, marble and taps.

Advantages:

- > Good aesthetic appeal
- > Ready to use
- > Stain free
- > Ideal for Interior & Exterior
- > For use on mosaic, ceramic, vitrified tiles, bath tubs, wash basin
- > High quality rapid action cleaner, & degreasing solution

Coverage :

Coverage depends on the porosity of the surface

Packing:

500 ml, 1 ltr and 5 ltr


Sample Testing:

Due to difference of each material, several Inconspicuous test patches should be completed to assure maximum performance



LUXARO

TILES | BATHWARE | ADHESIVE | APPLIANCES



SFC INFRAMATE PVT. LTD.

Unit I - Palm Court, Sector-16, 704, 7th Floor, Mehrauli - Gurugram Road, Gurugram - 122006 (Haryana)

Unit II - G No. 650 Ghhuntu Road, Mahendra Nagar, Morbi - 363641 (Gujarat)

 www.theluxaro.com  96055-96255  e-mail : customercare@sfcgroupindia.com